


- ▶ 825lm & 3300lm output
- ▶ 9W & 31W consumption
- ▶ Min. 50,000hrs @ L70
- ▶ 300 x 300, 500 x 500, 600 x 600 and 1200 x 300 (mm) versions

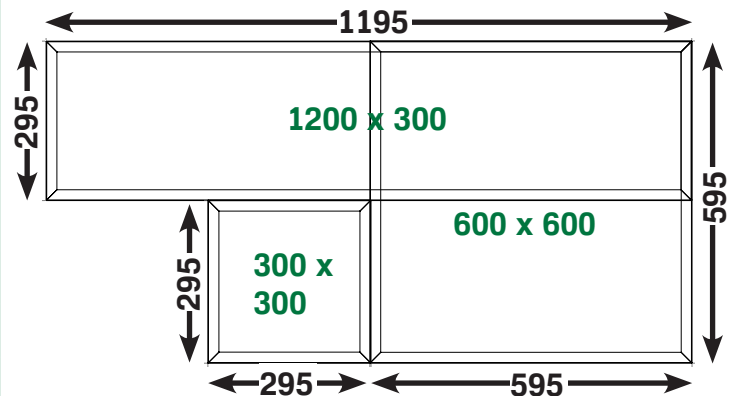
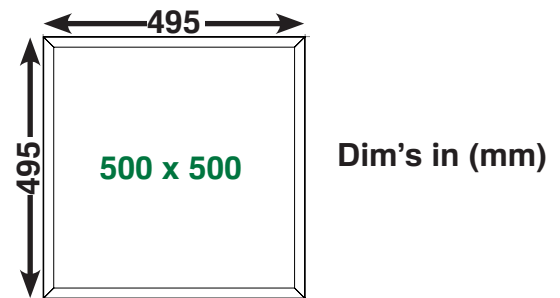


The Quadrum Elite is a range of recessed ceiling tile luminaires available in 4 convenient sizes. These are designed for efficient and reliable operation in a variety of contexts, including architectural, retail, healthcare, office and hospitality, where demands on quality of light are high.

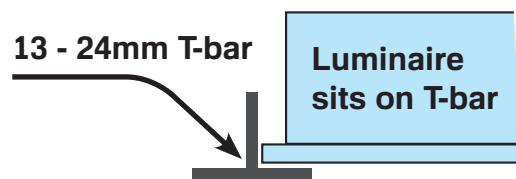
Serenity Lighting® provides a high level of service, assisting clients with lighting projects from conception to realisation. Our complementary, highly reliable iDrive® LED driver range provides a unique opportunity to offer the most efficient solution for controlling LED lighting installations.

Interior Recessed Downlight	
Installation	Ceiling recessed
Depth	74mm

Specifications	
Lumen Output	825lm (4000K) 300 x 300 3300lm (4000K) others
LED Current	250mA (300 x 300) 900mA (all others) 1000mA (optional)
Forward Voltage	41V
CCT	2700K, 3000K, 4000K & 5000K Colour tuneable 2700-5700K
CRI	80+
IP Rating	IP40
Operating Temperature	-20 to 40°C



13 - 24mm T-bar



www.serenitylighting.co.uk

t: +44 (0)1922 457 712 e: sales@serenitylighting.co.uk

Serenity Lighting, Suite 5,
Birch House, Birch Lane Business Park, Aldridge,
West Midlands WS9 0NF

Serenity products are covered by a worldwide patent portfolio. For more information please refer to www.serenitylighting.co.uk

Denotes	Options format: AABCCDEEEEFGHHHIIJJJJ			
A Product family	QU = Quadrum			
B Variant	01 = 300 x 300	02 = 600 x 600	03 = 1200 x 300	17 = 500 x 500
C IP Rating	40 = IP40			
D Driver type	1 = Non-dimmable * 2 = Dimmable * 3 = DALI+ * 4 = 1-10V * F = Fixture only			
E LED Colour (K)	2700 / 3000 / 4000 / 5000 / 5700		26XX = Colour tuneable 2700 - 5700K	
F Fixture colour	W = White			
G Diffuser type	F = Frosted			
H Beam angle	150 = TBC			
I Number of LED's	036 = 300x300 (Single colour) / 072 = 300x300 (tuneable) / 144 = Single colour / 288 = Colour tuneable			
J Input current	0250 = 250mA / 0900 = 900mA / 1000 = 1000mA			

* **Standard driver specifications:** Power consumption of driver = 5.5W
 Input voltage range of driver = 220 - 240VAC @ 50Hz

Driver options

iDrive® DALI+	Driver will be specified by Serenity Lighting to above order code
iDrive® SOLO 40	
iDrive® multiDIM	

iDrive® Centralised drivers:
 Force24 / Force12 / White Knight 36

- DALI+** - single output DALI dimming
- SOLO 40** - single output non-dimmable
- multiDIM** - single output mains dimmable



Force12 - 12 outputs; 320W total

White Knight 36 - 36 outputs; 1000W total



DMX, RDM, DALI, Art-Net3, KiNet, sACN & TCP/IP control.



Serenity Lighting® Products in use



www.serenitylighting.co.uk

t: +44 (0)1922 457 712 e: sales@serenitylighting.co.uk

Serenity Lighting, Suite 5,
 Birch House, Birch Lane Business Park, Aldridge,
 West Midlands WS9 0NF

Serenity products are covered by a worldwide patent portfolio. For more information please refer to www.serenitylighting.co.uk