

DL ELITE 229mm

- Mains Dimmable, 1-10V and DALI+ dimming options
- Even illumination using special nano-technology
- Part L compliant - up to 60lm/W
- Unique CFD optimised heatsink
- Latest graphite thermal interface materials
- Healthy lighting
- No LED pulsing used
- Reduce air conditioning costs



Product Overview

The DL ELITE dimmable LED Downlighter range offers an energy efficient lighting alternative to CFL, tungsten halogen and GLS lamp sources, with the benefit of a maintenance free light source and a light engine lifetime of >60,000 hours from a 9 or 16 LED cluster. This is a fit and forget fitting.

The DL ELITE range is constructed with high quality die-cast anodised aluminium components and can be fitted with different attachments to suit application. The DL ELITE dimmable LED Downlighter range is ideal for retail, hotels, corridors or public areas where maintenance may be an issue and there is a need to save energy.

The range comprises of 4 different size models; 156mm, 197mm, 229mm and 260mm. The downlighters are supplied complete with an IST iDrive® multiDIM, DALI+ or 1-10V dimmable LED power supply.



41W Model

Tel: +44 (0) 1922 457 712 Email: sales@serenitylighting.co.uk

Standard Models Available

Part Number	Description
xx080WWF/229/09/700	DL Elite 229mm 9 LED Warm White 700mA (23W)
xx090NWF/229/09/700	DL Elite 229mm 9 LED Neutral White 700mA (23W)
xx080WWF/229/16/700	DL Elite 229mm 16 LED Warm White 700mA (41W)
xx090NWF/229/16/700	DL Elite 229mm 16 LED Neutral White 700mA (41W)

Serenity Lighting
Suite 5, Birch House
Birch Lane Business Park, Birch Lane
Aldridge
West Midlands
WS9 0NF
United Kingdom

A	Range	DD=Mains Dimmable DL	AD= 1-10V DL	DA=DALI+ DL		
B	Lumen Output	080 = 3000K	090 = 4000K	100 = 5000K		
C	Lamp Type	W=Warm White	N=Neutral White	C=Cool White		
D	Bezel Colour	W = White (standard) RAL9016	G=Gold	C=Chrome	A=Brushed Aluminium	N=Brushed Nickel
E	Diffuser	F=Opal Acrylic 195mm (standard)	P=Opal polycarbonate 195mm			
F	Size of fitting	156=156mm dia. bezel	197=197mm dia. bezel	229=229mm dia. bezel	260=260mm dia. bezel	
G	LED Quantity	09 = 9 LEDs	16 = 16 LEDs			
H	LED forward current	700 = 700mA				
I	Additions	Blank = Standard non-emergency model	M3 = 3 hour Emergency maintained			

Order Coding AABBBCCDE/FFF/GG/HHH/II - see table for details on coding

www.serenitylighting.co.uk

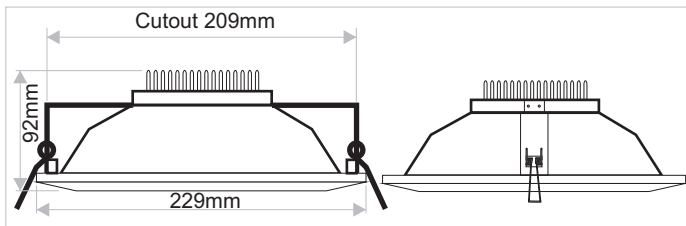


DL ELITE 229mm

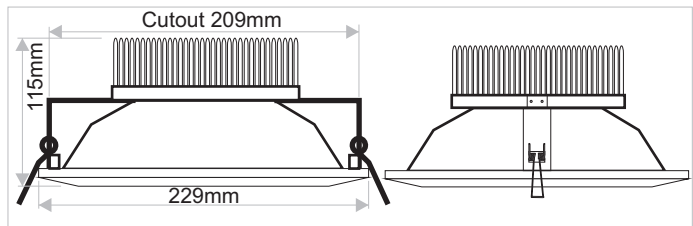
Light Engine Specifications

DL 9 LED 700mA			DL 16 LED 700mA		
	3000K	4000K		3000K	4000K
Input Wattage	23W	23W	Input Wattage	41W	41W
Lumen output (Hot)	1245	1245	Lumen output (Hot)	2213	2213
Lumen Maintenance	60K hours at >70% lumen maintenance		Lumen Maintenance	60K hours at >70% lumen maintenance	
CRI	>80	>80	CRI	>80	>80
LOR	0.89	0.89	LOR	0.89	0.89

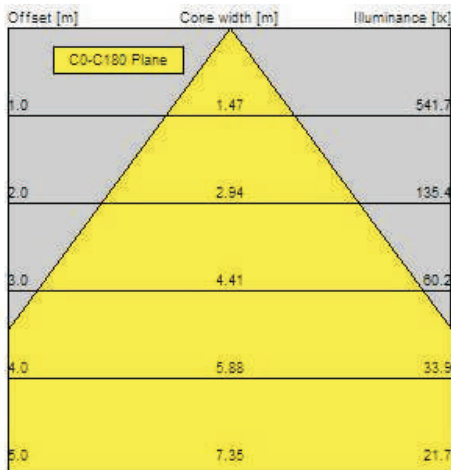
9 LED, 23W Version



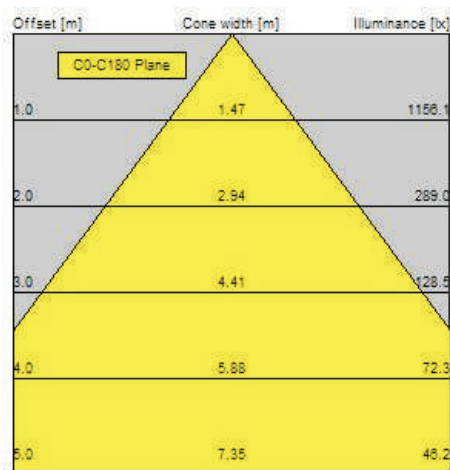
16LED, 41W Version



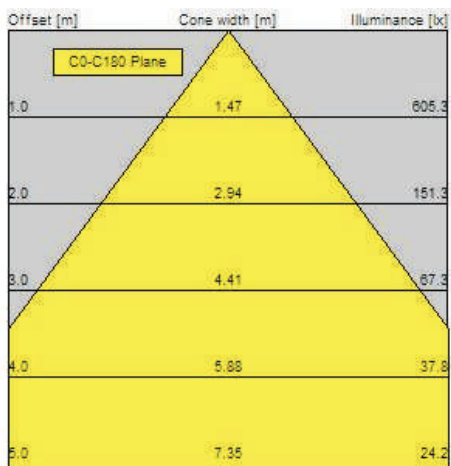
DL 229mm 9 LED 3000K 700mA



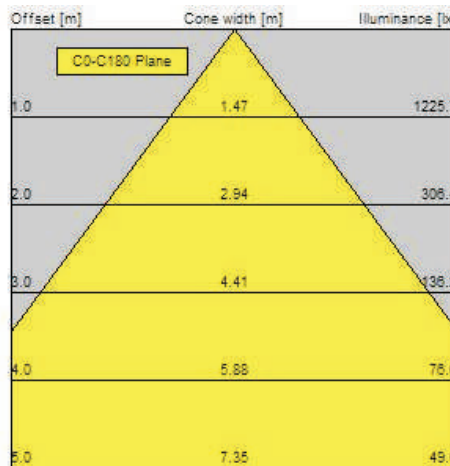
DL 229mm 16 LED 3000K 700mA



DL 229mm 9 LED 4000K 700mA



DL 229mm 16 LED 4000K 700mA



Recessed Dimmable LED Downlighter (229mm)